

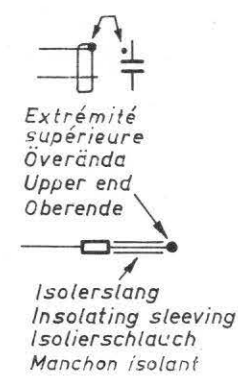
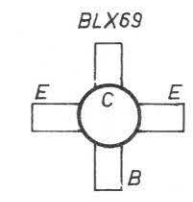
| | | | | | |
|--|-------|-------|---|------------------|-------|
| Godkänd-Approved | Scale | STAKO | File | No. | Sheet |
| | | | | R2-164557 | |
| Radiostation C-504, 6W Stationsenhet, Sändare SLUTSTEG Kretsschema | | | VHF-Radiotelephone C-504, 6W Station Unit, Transmitter FINAL STAGE Circuit Diagram | | |
| UKW-Funksprechgerät C-504, 6W Stationseinheit, Sender ENDSTUFE Schaltbild | | | Station radio C-504, 6W Unité de station, émetteur ETAGE FINAL Schéma des circuits | | |

Konstr. R.H.
Normgr. Uppgj. CH
Mat.gr. Kopt. 7
1st angle projection
Uppgjord för-Made for
Ersätter-Replaces

| Korr.-Rev. | |
|------------|----------|
| A | 22.2.72 |
| B | 8.8.72 |
| C | 26.6.73 |
| D | 77-08-23 |
| E | 79-03-15 |
| E+ | 79-10-30 |

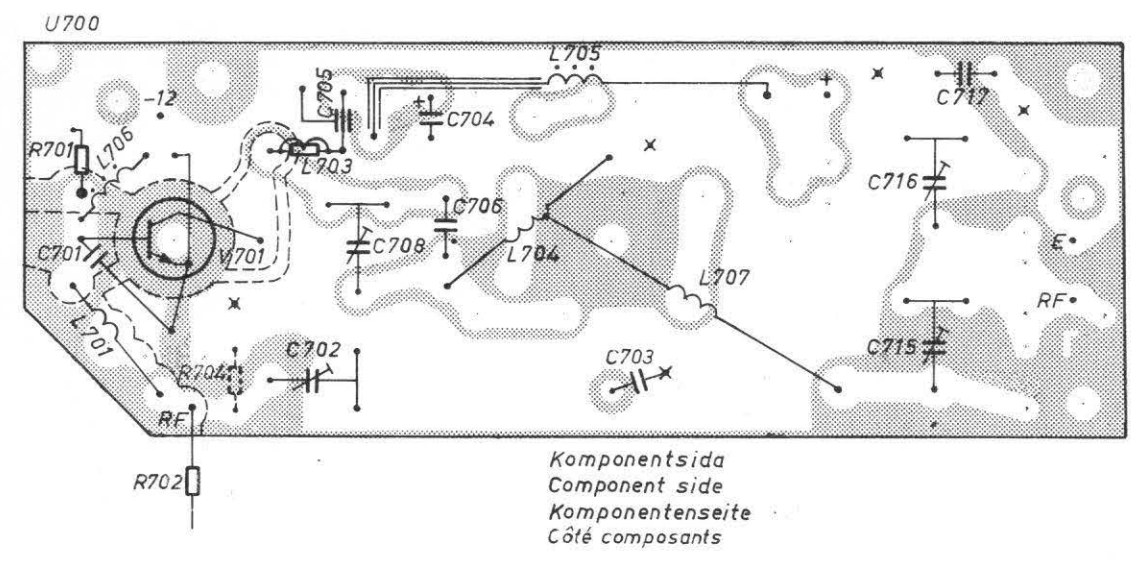
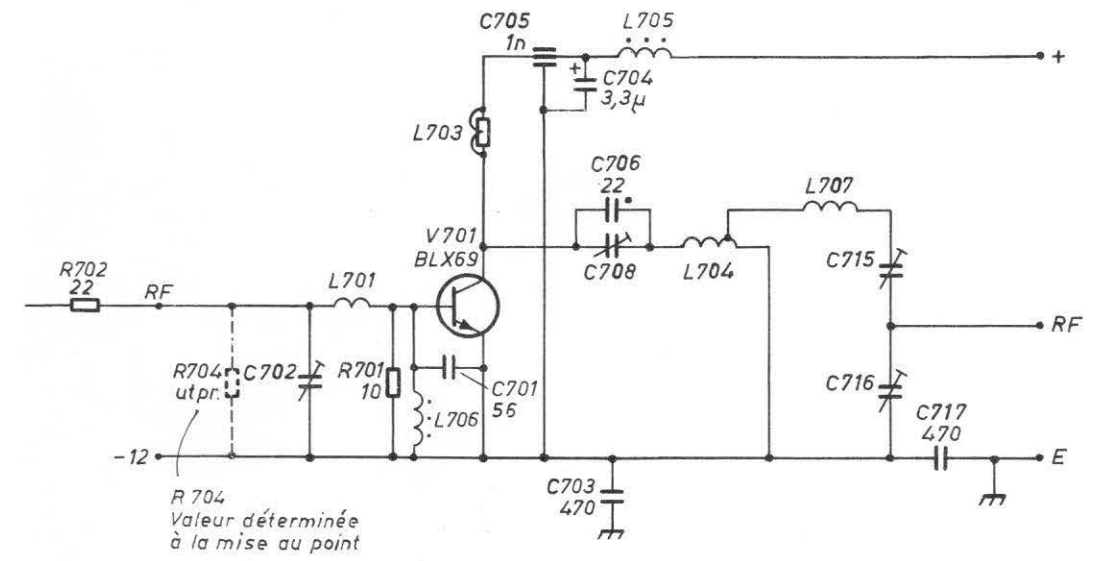
19403

Andra utgåvor
Reprod.
B2-93376 c



Conducteur imprimé sur côté composants
Folieledare på komponentsidan
Conductors on the component side
Leiter auf der Komponentenseite

x = Tråddgenomföring/plätering
Feedthrough
Durchführung
Passage de fil métallisé



Komponentsida
Component side
Komponentenseite
Côté composants