

Godkänd-Approved 440308 Hans Persson	Scale	File R4-172341	Sheet
Radiostation C-500 Sändare MODULATORENHET Krettschema		VHF-Radiotelephone C-500 Transmitter MODULATOR UNIT Circuit Diagram	
UKW-Funksprechgerät C-500 Sender MODULATOREINHEIT Schaltbild			

Korr.-Rev.
A 74-08-26
B 75-02-03
C 75-09-08
D 76-03-01
E 76-11-26
F 77-03-31
G 77-09-08

Erstärter-Replaces
Korr.-Rev.
A 74-08-26
B 75-02-03
C 75-09-08
D 76-03-01
E 76-11-26
F 77-03-31
G 77-09-08

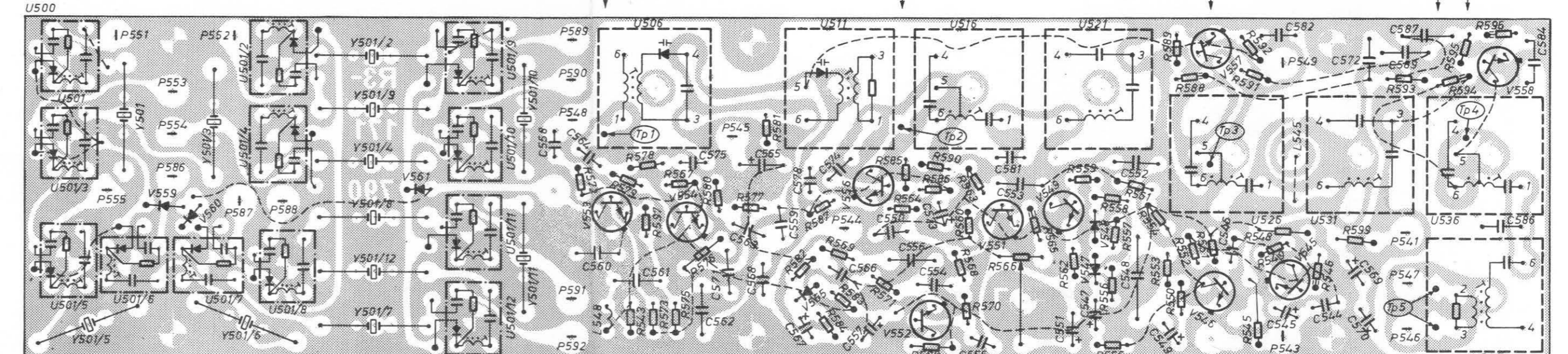
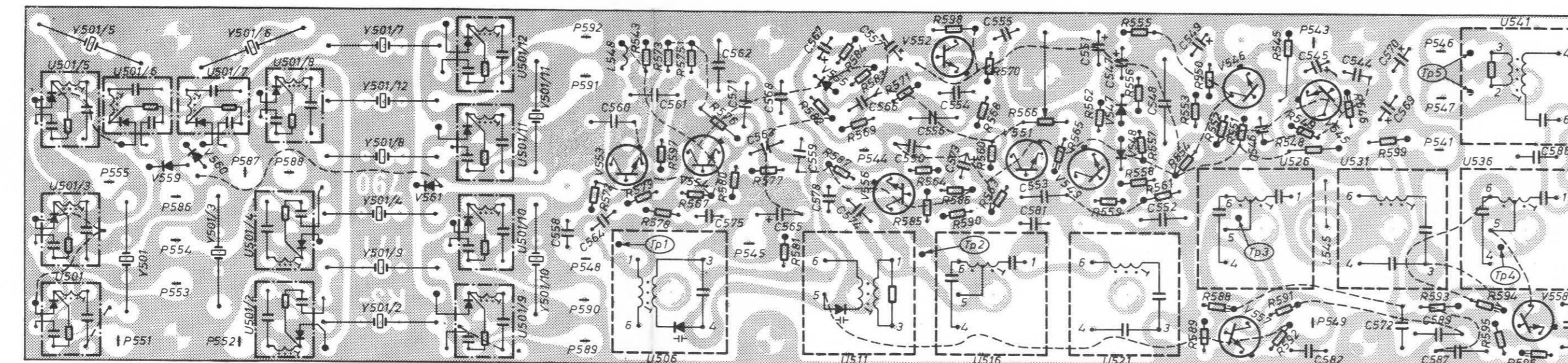
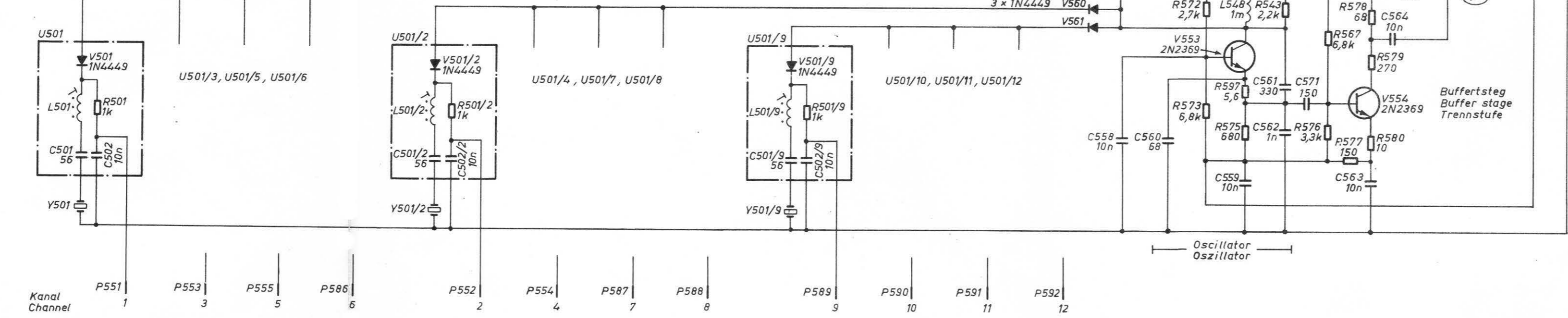
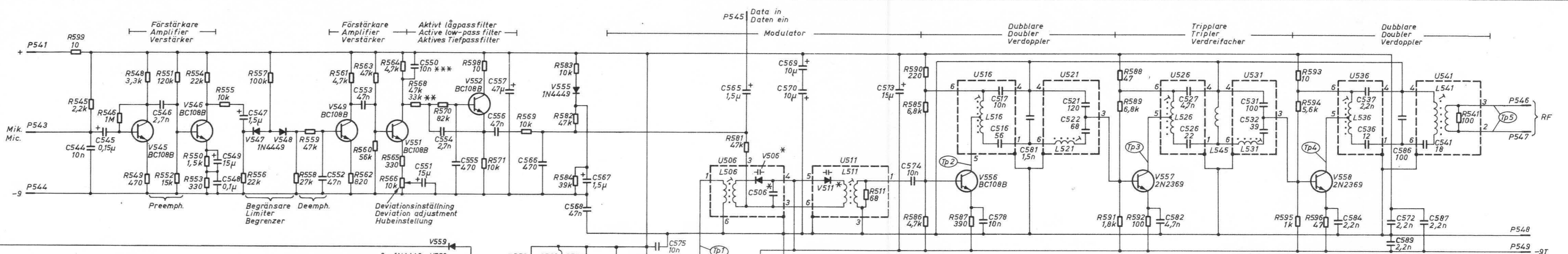
V506, V511 och C506 skall matchas enligt instruktion R1-164951.
V506, V511 and C506 are to be matched according to instruction R1-164951.
V506, V511 und C506 müssen nach Instruktion R1-164951 angepasst werden.

** Max 3000Hz
*** Utgår vid max 3000Hz

Överända
Upper end
Oberende

Isolerings
Isolating sleeve
Isolierschlauch

Folieleddare på komponentsidan
Conductors on the component side
Leiter auf der Seite der Bauelemente



21275
Andra utgåvor
Reprod.
Bl. 93378/4x A4 Pc